

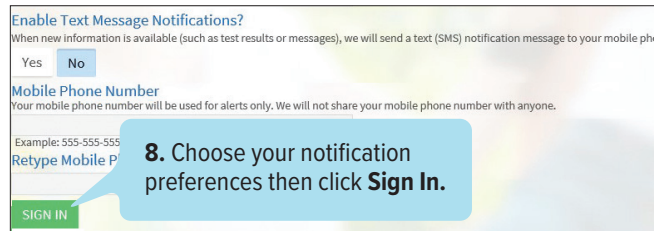
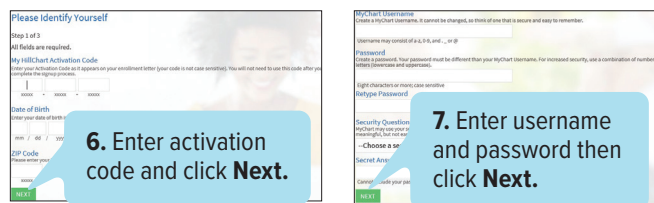
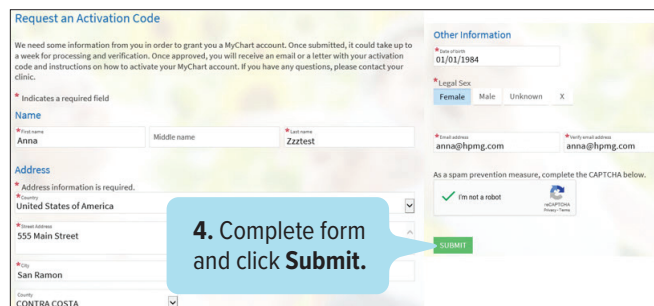


Sign up for your MyHillChart account online

Get access to your medical records and lab results, view your appointments, see your doctor through Video Visits, communicate with your provider, and more. You must be an established patient of your doctor's office to sign up.

Follow these easy steps:

1. Go to MyHillChart.com.
2. Click on Sign Up Now.
3. On the next screen click Sign Up Online.
4. Complete the form with the same information exactly as on file with your doctor's office: name, address, date of birth, legal sex and email address. Complete the CAPTCHA form and hit **Submit**.
5. You will receive an email containing a link to the MyHillChart login page and an activation code. Please note that your activation code is only valid for 90 days.
6. Click on the link, then click **Sign Up Now**, and enter in your activation code, date of birth and zip code. Click **Next**.
7. Once this information is validated you will enter your username and password and select a security question. Click **Next**.
8. Choose your notification preferences. Click **Sign In**, and you will be taken to your MyHillChart home page.



Questions with MyHillChart self-sign up, please call (888) 965-8588.